

Econ 2: Market Imperfections and Policy

Fall 2014

MWF 11:00-11:50am

Price Center Theatre

Basic Information

“ The instructor: Kate Antonovics

- . Office: Economics 327
- . Office hours: **Thursdays 2-3:00pm**
- . Email: kantonov@ucsd.edu

“ The course: Econ 2 is a sequel to Econ 1. The objective of this course is to analyze the allocation of goods and services when markets are not perfect, and the role of government in the market. Along the way, we will also touch upon markets for inputs to production.

Topic Outline

Topic	Reading
Efficiency, Exchange and the Invisible Hand (brief review)	Chapter 7
Monopoly, Oligopoly, and Monopolistic Competition	Chapter 8
Games and Strategic Behavior	Chapter 9
Externalities and Property Rights	Chapter 10
The Economics of Information	Chapter 11
Labor Markets, Poverty and Income Distribution	Chapter 12
The Environment, Health and Safety	Chapter 13
Public Goods and Tax Policy	Chapter 14

Stuff You Need

1. The UCSD custom edition of Principles of Economics, 5th Edition, by Frank and Bernanke (ISBN-9780077815653). The UCSD custom edition contains an important appendix to Chapter 5 and additional material on international trade that are not in the standard 5th edition. This book also will be used for Econ 2 and Econ 3.
2. Connect Plus access code: You MUST have an access code to gain access to the digital materials that accompany the textbook, including the weekly on-line assessments. Your instructors for Econ 2 and Econ 3 may also require you to have this access code.
3. i>clicker or i>clicker2: available at the UCSD Bookstore (and, as always, Amazon.com)

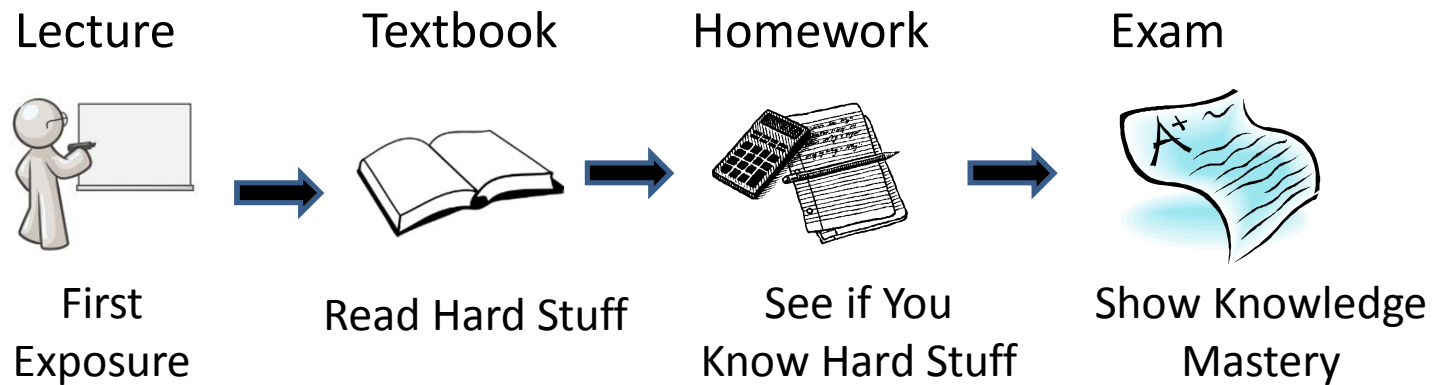
Buying the Textbook & Connect Plus

- A Connect Plus access code plus a print version of the textbook come bundled together at the UCSD Bookstore: **\$93.50**
- Connect access code alone: **\$80** (no e-book)
- ~~• Connect Plus access code alone: **\$159.50**~~
- I recommend that you buy the Bookstore bundle.
 - . It's a good deal.
 - . You have access to the full range of digital resources.
 - . Warning: do not lose your registration code!!!

A Week in the Life of Econ 1

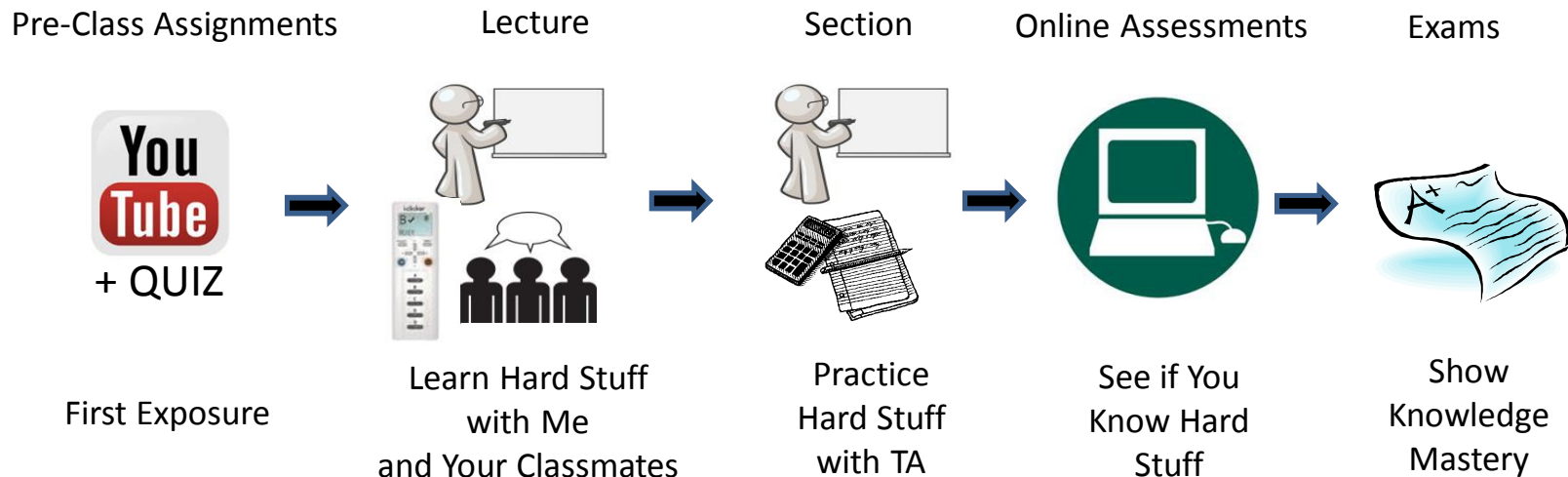
1. Attend class
 - a. Take notes; partial lecture notes are posted on Ted
 - b. Answer optional *clicker discussion questions*.
2. Attend weekly discussion sections : Your TAs will go over old exam questions, which will be posted ahead of time on the class web page. Answers will not be available until just before the midterm. You are not required to attend section but it is recommended.
3. Complete periodic pre-class video quizzes: before some classes I will ask you to watch short videos and complete related quizzes.
4. Complete weekly online assessments

Traditional Courses



You learn the hard stuff when there's no "expert" around to help.

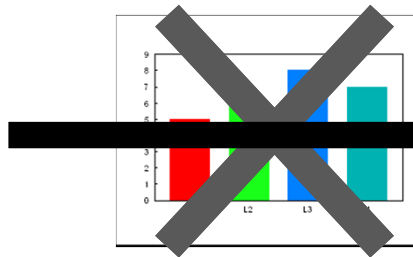
This Course



- “ Your first exposure to some material will happen before lecture.
- “ That we can use class time to engage in activities that increase your understanding of the hard stuff.

Clicker Discussion Questions

Individual Vote




Small Group Discussion



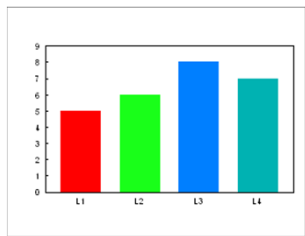
Group Vote



Class-Wide Discussion



Instructor Wrap-up



Are clickers worth it?

- “ When I used clickers this summer, **90%** of students agreed or strongly agreed that other instructors should use this approach.
- “I felt like I contributed more to this class than any other class by being able to discuss my answers with my peers. In addition, I felt like I was learning from my peers as well when they discussed how they approached their answers.”
- “I feel like I am definitely more engaged. And since we discuss the questions among ourselves, it is more comfortable for us to ask each other questions and help each other learn. I strongly feel like I am part of the lectures and other students' learning process, rather than just a bystander, listening and maybe learning nothing.”

Weekly Online Assessments

- “ There are two types of online assessments (BOTH are required)
 - . End-of-chapter (EOC) questions
 - . LearnSmart (LS) adaptive learning modules
 - . Both graded on the percentage of questions you answer correctly

- “ To complete the online assessments, you MUST HAVE a Connect or a Connect Plus access code

- “ Most assessments are due Sunday at 9pm. Late assessments are not accepted. ***No exceptions.***

Course Grades

Item	Option 1	Option 2
In-Class Clicker Discussion Questions " Graded only on participation " You get full credit if you click at least 75% of the time " 6 lowest classes automatically dropped	20%	0%
Pre-Class Video Quizzes & Online Assessments " Approximately 20 individual items " 6 lowest scores automatically dropped	10%	10%
Midterm 1: Friday, October 24 th in class*	20%	20%
Midterm 2: Friday, November 21 st in class*	20%	20%
Final Exam: Tuesday, December 16 th from 11:30-2:30pm*	30%	50%

* The dates of the midterms and final exam are **NOT NEGOTIOABLE**

COURSE GRADE = max { OPTION 1 , OPTION 2 }
(I choose for you)

Clickers and Your Final Grade

- “ Clickers are optional, but please note that using them will make it easier to do well in the course.
- “ For example, assuming homework and midterm grades are the same, the following two students would get the same course grade.
 - . Student 1: consistently uses clickers and gets a 67% on the final
 - . Student 2: never uses clickers and gets an 80% on the final

Getting Started with the Online Assessments and Connect Plus

1. Log onto ted.ucsd.edu and go to Econ 2
2. Go to the Online Assessment folder in the Content area.
3. Click on “Graphing”
4. Follow the prompts to “Continue” and “Register Now”
5. Enter your **UCSD email address**. [This is important](#). If you register with some other email address, you will need to contact McGraw-Hill customer support to change your email address (see below for contact information).
6. Enter your access code, or select “Buy Online.”
You can also click “Start Free Trial” for 21 days of free access (see the screen shot on the next page).

Grewal: Marketing, 2e

by Dhruv Grewal Michael Levy

Student Registration

Pay by credit card to access Marketing, or register with a registration code.

Have a registration code?

Enter your registration code below. Your code is printed on a card that came with your textbook, or you purchased it separately.

Registration Code:

 - - - -

Example: GRFU-BYHA-6MYJ-FGMK-F9XA



Your code is on a card that looks like this.

[Have a registration code?](#)

Submit

Don't have a code?



If you don't have a registration code, you can purchase access to Marketing by credit card.

Buy Online

Not ready to buy yet?

Get instant access to your instructor's course work and materials for a FREE trial. Your work will always be saved during the trial period and you'll receive a reminder before it expires.

Start Free Trial

Need Help?

Visit: www.mhhe.com/support

Call: (800) 331-5094

Monday – Thursday • 6AM – 9PM

Friday • 6AM – 4PM

Sunday • 4PM – 9PM

(All times Pacific)

Connect does not work well with Internet Explorer

Course Web Page

ted.ucsd.edu

- “ ALL course information and materials (including a copy of this syllabus) are posted on the class web page.
- “ You MUST register your i>clicker on Ted.
 - . **YES!** Even if you have registered your clicker for another class.
 - . Click on **Register Your i>clicker Remote ID** in the course menu.
 - . If you fail to do this, you will not receive credit for any of your clicker responses!



Academic Integrity

- “ Academic dishonesty will not be tolerated. Students are expected to do their own work, as outlined in the UCSD Policy on Integrity of Scholarship. All suspected cases of academic dishonesty will be reported to the Academic Integrity Coordinator. In addition to the penalties imposed by the Academic Integrity Review Board, **I also reserve the right to fail students found guilty of academic misconduct.**



- “ The following are a few examples of academic dishonesty
1. Using someone else's clicker in class
 2. Having another student complete an assignment for you or give you answers to specific questions
 3. Using unauthorized materials in an exam
 4. Looking at another student's answers during an exam
 5. Having someone else take your exam for you
 6. Lying about having taken an exam or completed an assignment

Administrative Issues

1. If you have a documented disability, please to talk to me as soon as possible so that I can make suitable accommodations for you. If you believe that you have a disability and desire accommodation, please register with the Office for Students with Disabilities.
2. If you need to miss a midterm for a verifiable medical/legal/sports reason, your midterm grade will be your grade on the final. Failure to notify me promptly that you must miss a midterm will result in a zero grade for that midterm. Unexcused absences will also result in a zero.
3. If you arrive late to an exam, I will allow you to take the exam in the time that remains *as long as no one has turned in his/ her exam and left the room*. Once a classmate has turned in his/her exam, you will earn a zero on the test if you arrive late.

Administrative Issues

4. UCSD now has automated waitlists. If you have any questions regarding adding the class, please contact the undergraduate advisors in Sequoyah Hall 245.
5. With the permission of the TA, you may attend any discussion section and go to any of the TA's office hours.
6. Midterms and exams that you do not pick up will be kept for one quarter following the end of the course and then thrown away (at which point your scores cannot be disputed).
7. There will be no class on Monday, October 13th.

TOUR OF CLASS WEB PAGE

For the next class

- “ Buy the textbook and a Connect Plus (or Connect) access code
- “ Complete the Graphing assessment—due 10/5/2014 at 9pm
- “ Register for Connect
- “ Buy an i>clicker
- “ Register your i>clicker